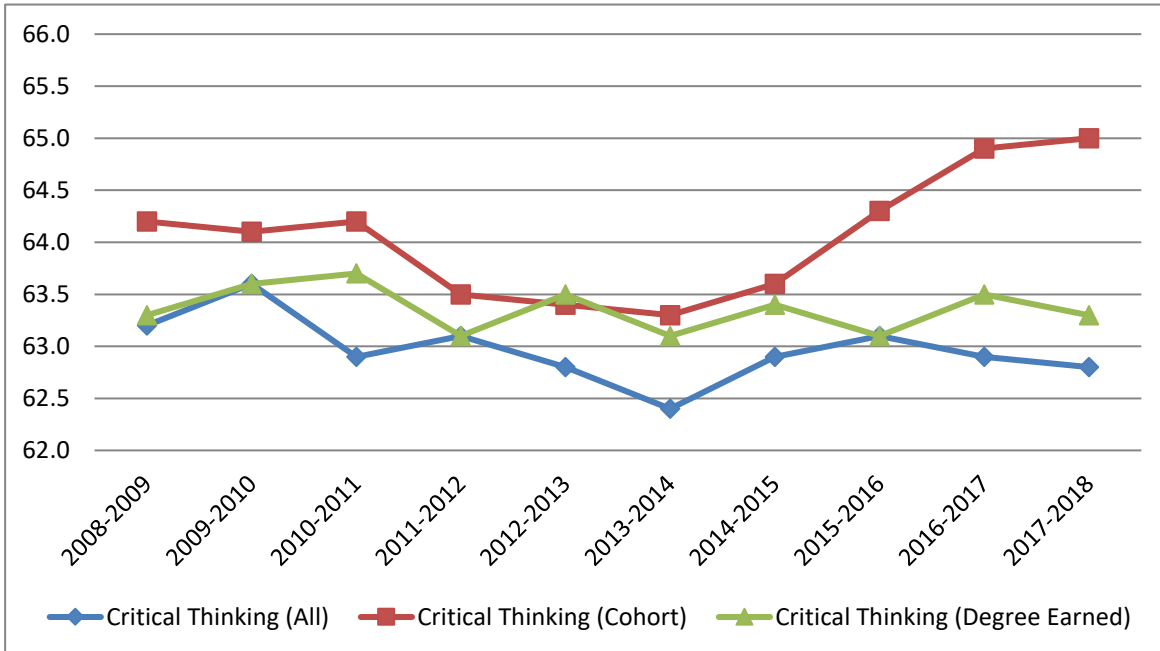


Critical Thinking CAAP Scores

| | Critical Thinking (All) | Critical Thinking (Cohort) | Critical Thinking (Degree Earned) |
|---------------------------|-------------------------|----------------------------|-----------------------------------|
| 2008-2009 | 63.2 | 64.2 | 63.3 |
| 2009-2010 | 63.6 | 64.1 | 63.6 |
| 2010-2011 | 62.9 | 64.2 | 63.7 |
| 2011-2012 | 63.1 | 63.5 | 63.1 |
| 2012-2013 | 62.8 | 63.4 | 63.5 |
| 2013-2014 | 62.4 | 63.3 | 63.1 |
| 2014-2015 | 62.9 | 63.6 | 63.4 |
| 2015-2016 | 63.1 | 64.3 | 63.1 |
| 2016-2017 | 62.9 | 64.9 | 63.5 |
| 2017-2018 | 62.8 | 65.0 | 63.3 |
| Institutional Mean | 62.8 | | |
| National Mean | 60.6 | | |
| Standard Deviation | 5.6 | | |
| Achievement Target | 56.0 | | |



Scores for "(All)" group consist of students taking the CAAP during the academic year listed
 Scores for "(Cohort)" consist of students that began their education at the university as beginning freshmen six years ago

Scores for "(Degree Earned)" earned consists of students that earned a baccalaureate degree at the university during the academic year listed

Institutional mean is weighted average for 2003 to present.

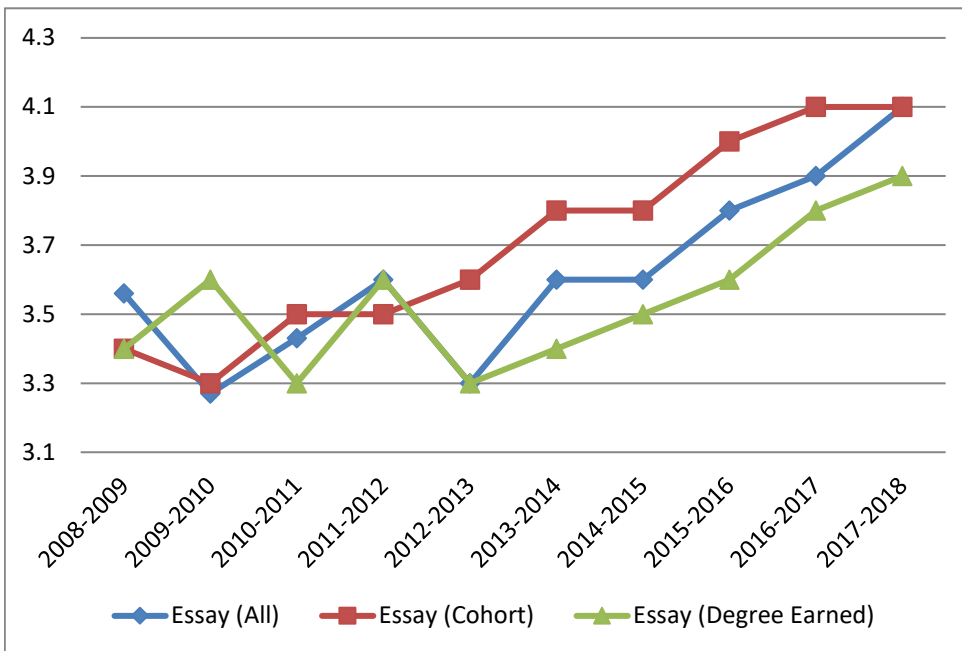
National Norm is determined using scores of sophomores, juniors, and seniors taking CAAP in the sample period determined by ACT

Score Maximum: 80

Source: Planning and Assessment Support

Essay CAAP Scores

| | Essay (All) | Essay (Cohort) | Essay (Degree Earned) |
|---------------------------|-------------|----------------|-----------------------|
| 2008-2009 | 3.6 | 3.4 | 3.4 |
| 2009-2010 | 3.3 | 3.3 | 3.6 |
| 2010-2011 | 3.4 | 3.5 | 3.3 |
| 2011-2012 | 3.6 | 3.5 | 3.6 |
| 2012-2013 | 3.3 | 3.6 | 3.3 |
| 2013-2014 | 3.6 | 3.8 | 3.4 |
| 2014-2015 | 3.6 | 3.8 | 3.5 |
| 2015-2016 | 3.8 | 4.0 | 3.6 |
| 2016-2017 | 3.9 | 4.1 | 3.8 |
| 2017-2018 | 4.1 | 4.1 | 3.9 |
| Institutional Mean | 3.5 | | |
| National Norm | 3.4 | | |
| Standard Deviation | 0.7 | | |
| Achievement Target | 2.5 | | |



Scores for "(All)" group consist of students taking the CAAP during the academic year listed
 Scores for "(Cohort)" consist of students that began their education at the university as beginning freshmen six years ago

Scores for "(Degree Earned)" earned consists of students that earned a baccalaureate degree at the university during the academic year listed
 Institutional mean is weighted average for 2003 to present.

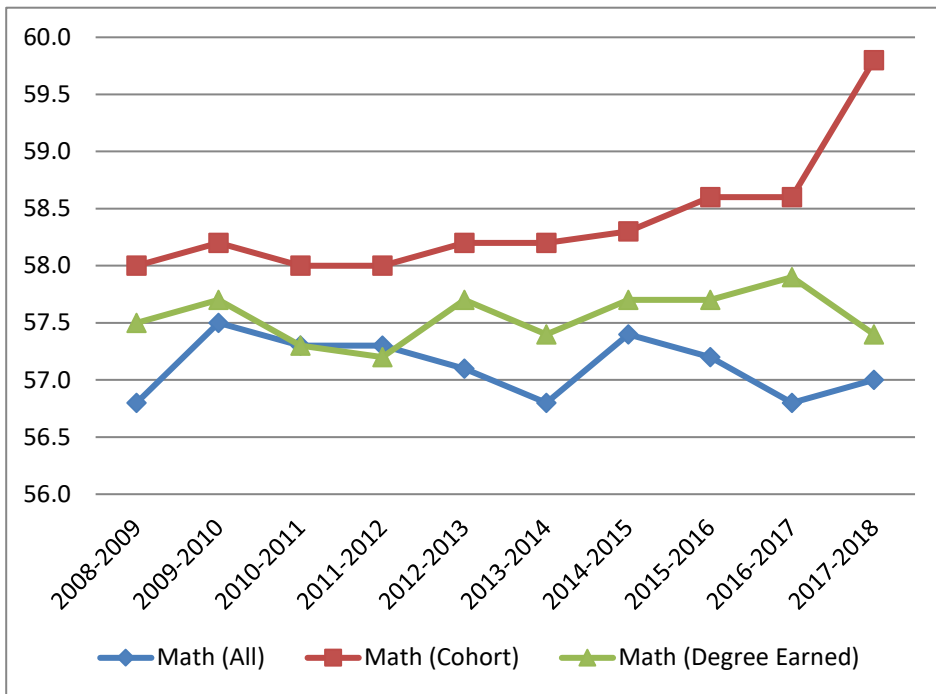
National Norm is determined using scores of sophomores, juniors, and seniors taking CAAP in the sample period determined by ACT

Score Maximum: 6

Source: Planning and Assessment Support

Mathematics CAAP Scores

| | Math (All) | Math (Cohort) | Math (Degree Earned) |
|---------------------------|------------|---------------|----------------------|
| 2008-2009 | 56.8 | 58.0 | 57.5 |
| 2009-2010 | 57.5 | 58.2 | 57.7 |
| 2010-2011 | 57.3 | 58.0 | 57.3 |
| 2011-2012 | 57.3 | 58.0 | 57.2 |
| 2012-2013 | 57.1 | 58.2 | 57.7 |
| 2013-2014 | 56.8 | 58.2 | 57.4 |
| 2014-2015 | 57.4 | 58.3 | 57.7 |
| 2015-2016 | 57.2 | 58.6 | 57.7 |
| 2016-2017 | 56.8 | 58.6 | 57.9 |
| 2017-2018 | 57.0 | 59.8 | 57.4 |
| Institutional Mean | 57.0 | | |
| National Norm | 57.1 | | |
| Standard Deviation | 4.0 | | |
| Achievement Target | 54.0 | | |



Scores for "(All)" group consist of students taking the CAAP during the
 Scores for "(Cohort)" consist of students that began their education at the university as beginning freshmen six years ago

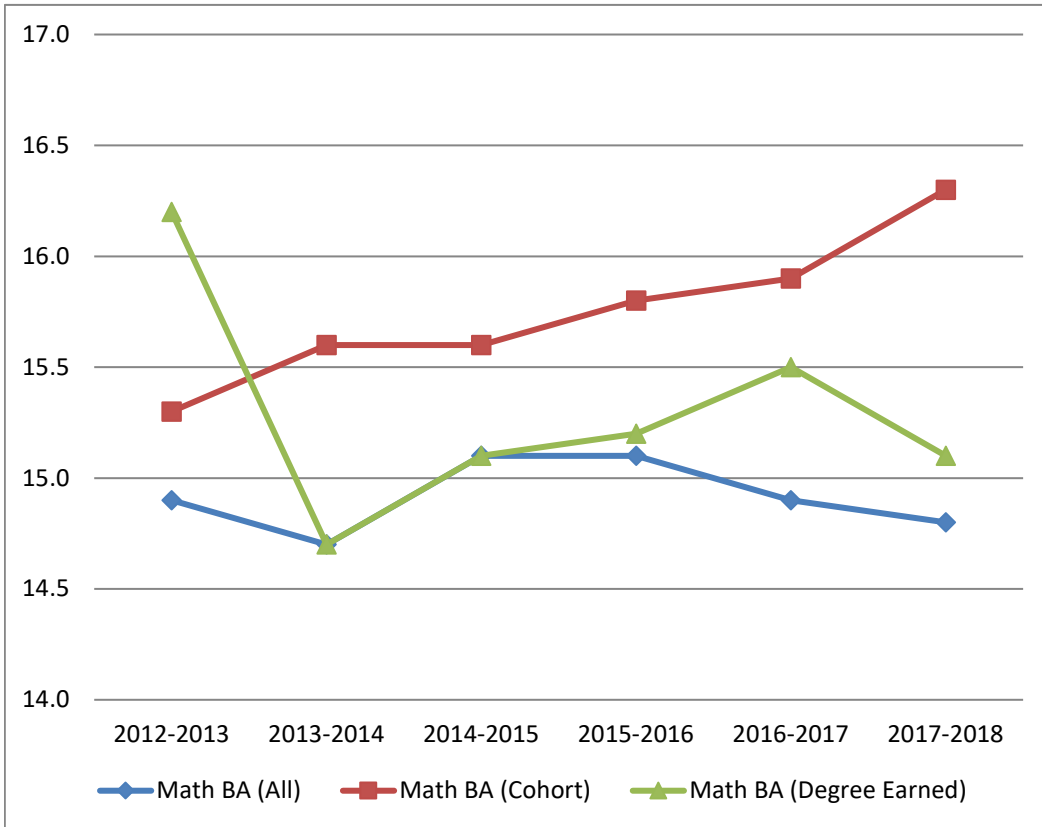
Scores for "(Degree Earned)" earned consists of students that earned a baccalaureate degree at the university during the academic year listed
 Institutional mean is weighted average for 2003 to present.

National Norm is determined using scores of sophomores, juniors, and seniors taking CAAP in the sample period determined by ACT

Score Maximum: 80

Source: Planning and Assessment Support

| Math Basic Algebra* CAAP Scores | | | |
|--|----------------------|-------------------------|--------------------------------|
| | Math BA (All) | Math BA (Cohort) | Math BA (Degree Earned) |
| 2012-2013 | 14.9 | 15.3 | 16.2 |
| 2013-2014 | 14.7 | 15.6 | 14.7 |
| 2014-2015 | 15.1 | 15.6 | 15.1 |
| 2015-2016 | 15.1 | 15.8 | 15.2 |
| 2016-2017 | 14.9 | 15.9 | 15.5 |
| 2017-2018 | 14.8 | 16.3 | 15.1 |
| Institutional Mean | 14.9 | | |
| National Mean | 14.7 | | |
| Standard Deviation | 2.5 | | |



Scores for "(All)" group consist of students taking the CAAP during the academic year
 Scores for "(Cohort)" consist of students that began their education at the university as beginning freshmen six years ago

Scores for "(Degree Earned)" earned consists of students that earned a baccalaureate degree at the university during the academic year listed

National Norm is determined using scores of sophomores, juniors, and seniors taking CAAP in the sample period determined by ACT

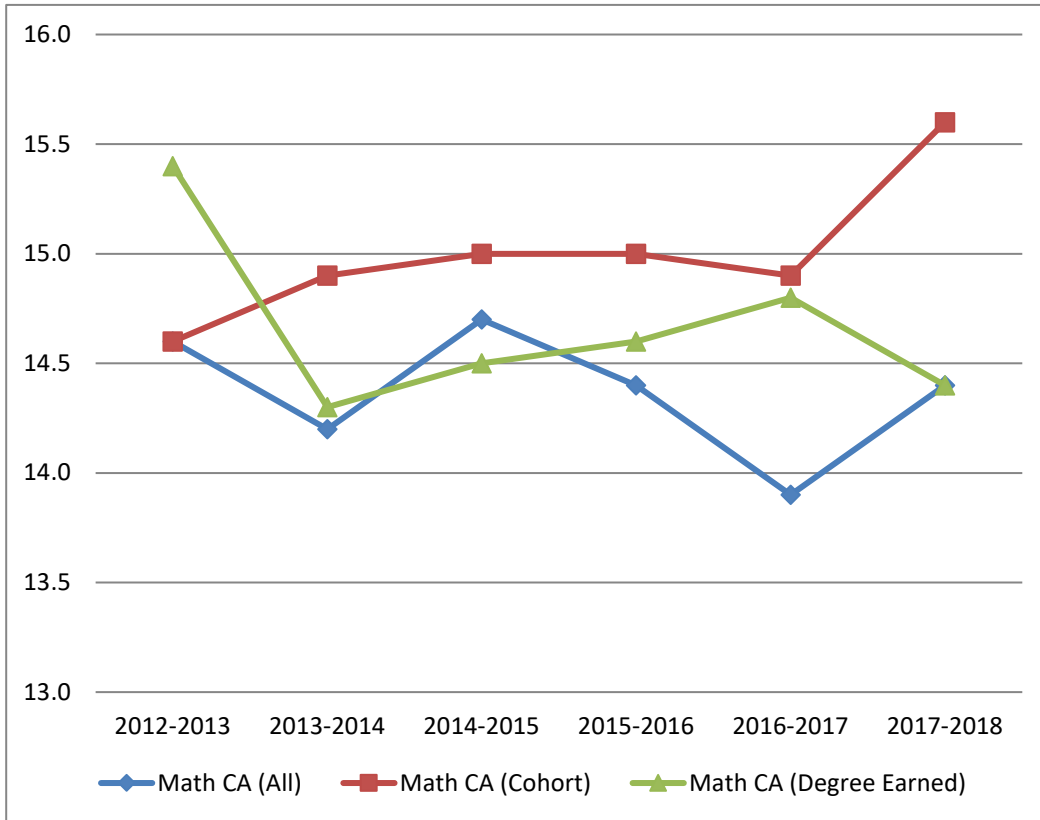
*College Algebra includes college algebra and trigonometry

Score Maximum: 25

Source: Planning and Assessment Support

Math College Algebra* CAAP Scores

| | Math CA (All) | Math CA (Cohort) | Math CA (Degree Earned) |
|---------------------------|---------------|------------------|-------------------------|
| 2012-2013 | 14.6 | 14.6 | 15.4 |
| 2013-2014 | 14.2 | 14.9 | 14.3 |
| 2014-2015 | 14.7 | 15.0 | 14.5 |
| 2015-2016 | 14.4 | 15.0 | 14.6 |
| 2016-2017 | 13.9 | 14.9 | 14.8 |
| 2017-2018 | 14.4 | 15.6 | 14.4 |
| Institutional Mean | 14.3 | | |
| National Mean | 14.7 | | |
| Standard Deviation | 2.5 | | |



Scores for "(All)" group consist of students taking the CAAP during the academic year
 Scores for "(Cohort)" consist of students that began their education at the university as beginning freshmen six years ago

Scores for "(Degree Earned)" earned consists of students that earned a baccalaureate degree at the university during the academic year listed

National Norm is determined using scores of sophomores, juniors, and seniors taking CAAP in the sample period determined by ACT

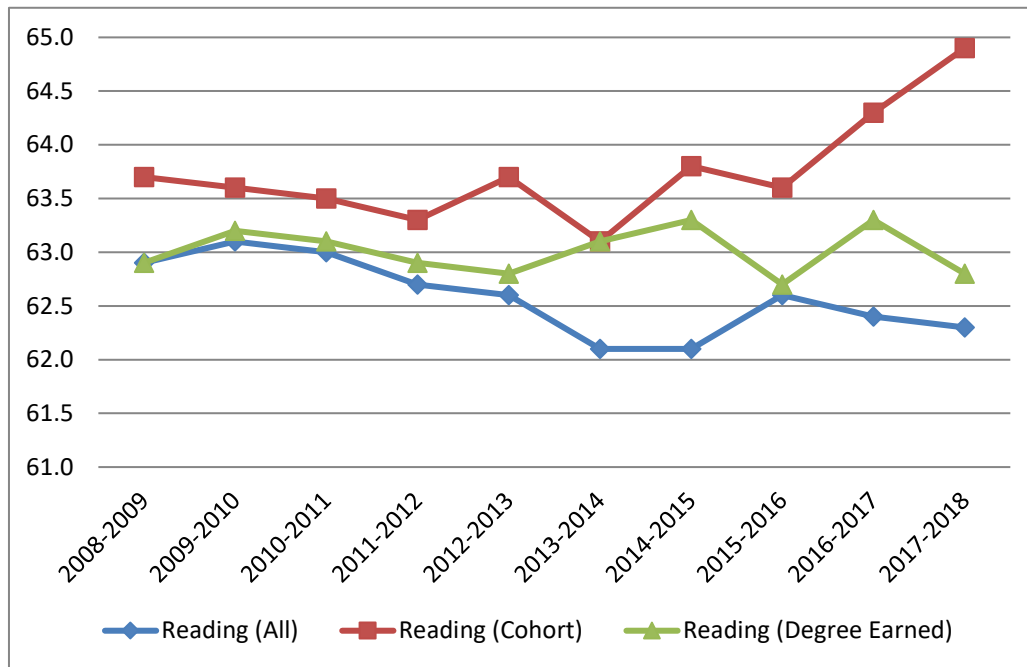
*College Algebra includes college algebra and trigonometry

Score Maximum: 25

Source: Planning and Assessment Support

Reading CAAP Scores

| | Reading (All) | Reading (Cohort) | Reading (Degree Earned) |
|---------------------------|---------------|------------------|-------------------------|
| 2008-2009 | 62.9 | 63.7 | 62.9 |
| 2009-2010 | 63.1 | 63.6 | 63.2 |
| 2010-2011 | 63.0 | 63.5 | 63.1 |
| 2011-2012 | 62.7 | 63.3 | 62.9 |
| 2012-2013 | 62.6 | 63.7 | 62.8 |
| 2013-2014 | 62.1 | 63.1 | 63.1 |
| 2014-2015 | 62.1 | 63.8 | 63.3 |
| 2015-2016 | 62.6 | 63.6 | 62.7 |
| 2016-2017 | 62.4 | 64.3 | 63.3 |
| 2017-2018 | 62.3 | 64.9 | 62.8 |
| Institutional Mean | 62.3 | | |
| National Mean | 60.6 | | |
| Standard Deviation | 5.4 | | |
| Achievement Target | 57.0 | | |



Scores for "(All)" group consist of students taking the CAAP during the academic year
 Scores for "(Cohort)" consist of students that began their education at the university as beginning freshmen six years ago

Scores for "(Degree Earned)" earned consists of students that earned a baccalaureate degree at the university during the academic year listed

Institutional mean is weighted average from 2003-present

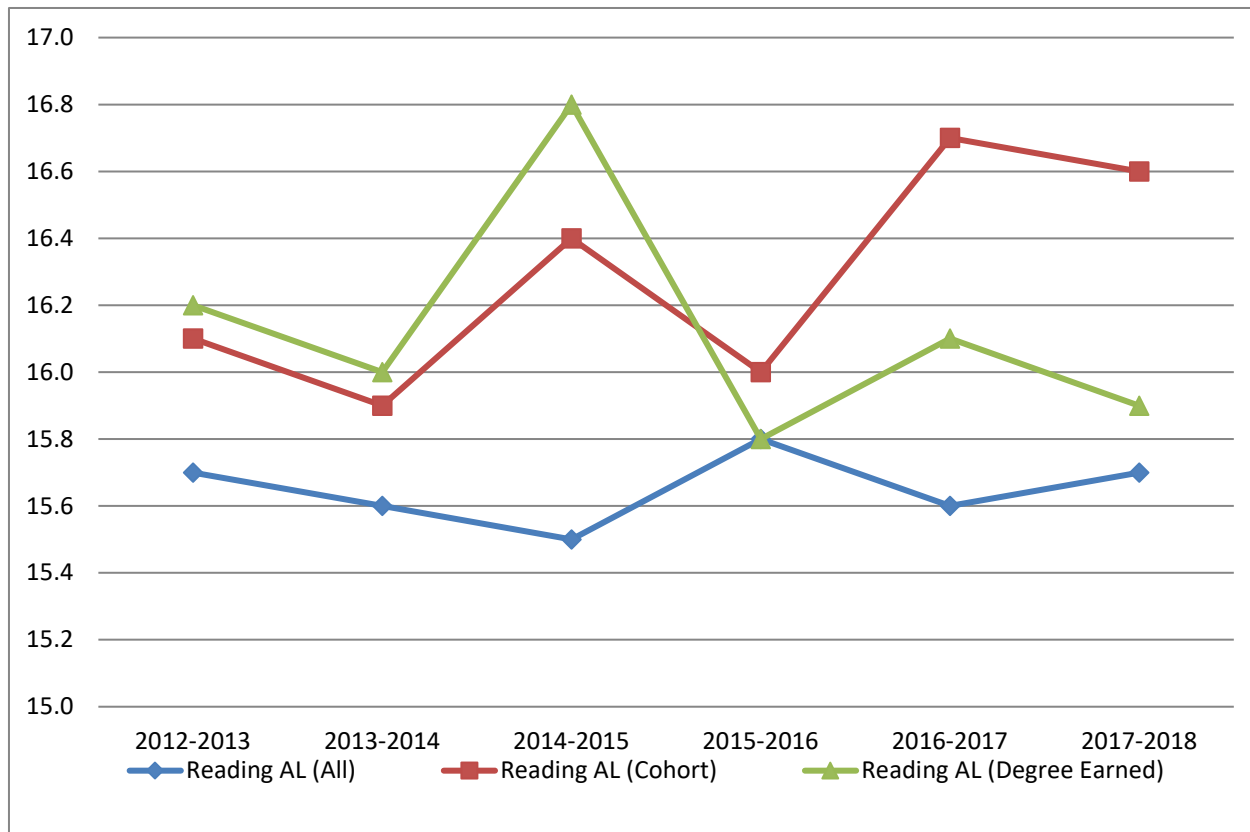
National Norm is determined using scores of sophomores, juniors, and seniors taking CAAP in the sample period determined by ACT

Score Maximum: 80

Source: Planning and Assessment Support

Reading Arts/Literature CAAP Scores

| | Reading AL (All) | Reading AL (Cohort) | Reading AL (Degree Earned) |
|---------------------------|------------------|---------------------|----------------------------|
| 2012-2013 | 15.7 | 16.1 | 16.2 |
| 2013-2014 | 15.6 | 15.9 | 16.0 |
| 2014-2015 | 15.5 | 16.4 | 16.8 |
| 2015-2016 | 15.8 | 16.7 | 15.8 |
| 2016-2017 | 15.6 | 16.6 | 16.1 |
| 2017-2018 | 15.7 | 16.6 | 15.9 |
| Institutional Mean | 15.6 | | |
| National Norm | 14.7 | | |
| Standard Deviation | 2.5 | | |



Scores for "(All)" group consist of students taking the CAAP during the academic year listed

Scores for "(Cohort)" consist of students that began their education at the university as beginning freshmen six years ago

Scores for "(Degree Earned)" earned consists of students that earned a baccalaureate degree at the university during the academic year listed

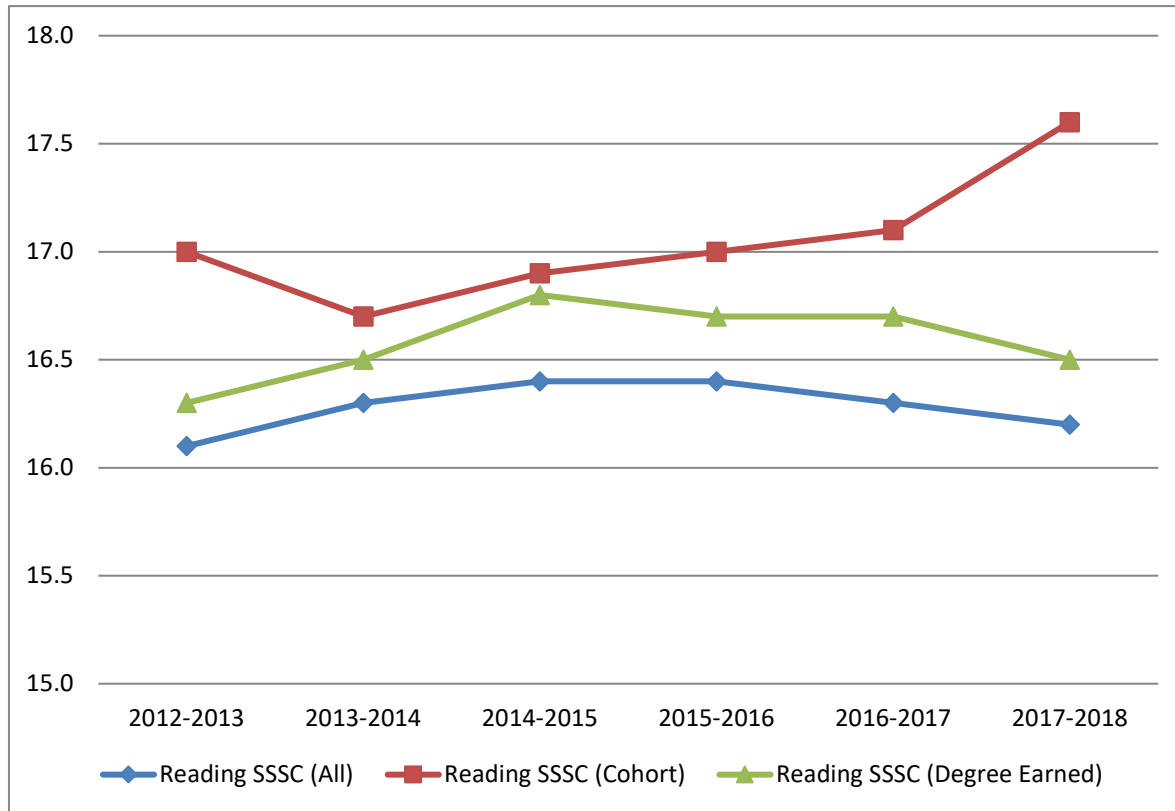
National Norm is determined using scores of sophomores, juniors, and seniors taking CAAP in the sample period determined by ACT

Score Maximum: 25

Source: Planning and Assessment Support

Reading Social Studies/Sciences CAAP Scores

| | Reading SSSC (All) | Reading SSSC (Cohort) | Reading SSSC (Degree Earned) |
|---------------------------|--------------------|-----------------------|------------------------------|
| 2012-2013 | 16.1 | 17.0 | 16.3 |
| 2013-2014 | 16.3 | 16.7 | 16.5 |
| 2014-2015 | 16.4 | 16.9 | 16.8 |
| 2015-2016 | 16.4 | 17.0 | 16.7 |
| 2016-2017 | 16.3 | 17.1 | 16.7 |
| 2017-2018 | 16.2 | 17.6 | 16.5 |
| Institutional Mean | 16.3 | | |
| National Norm | 15.8 | | |
| Standard Deviation | 2.7 | | |



Scores for "(All)" group consist of students taking the CAAP during the academic year listed
 Scores for "(Cohort)" consist of students that began their education at the university as beginning freshmen six years ago

Scores for "(Degree Earned)" earned consists of students that earned a baccalaureate degree at the university during the academic year listed

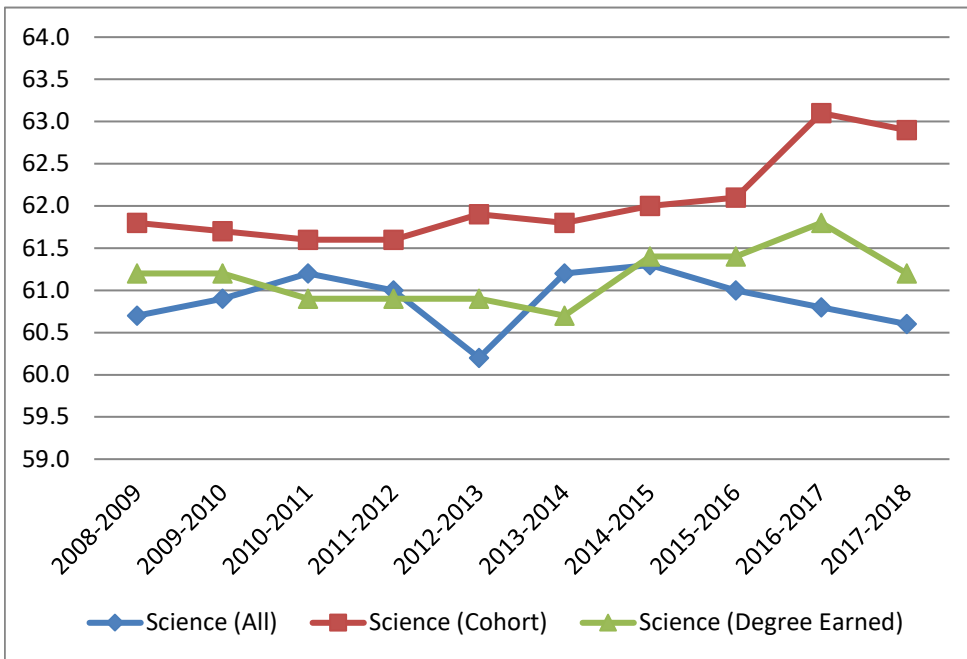
National Norm is determined using scores of sophomores, juniors, and seniors taking CAAP in the sample period determined by ACT

Score Maximum: 25

Source: Planning and Assessment Support

Science CAAP Scores

| | Science (All) | Science (Cohort) | Science (Degree Earned) |
|---------------------------|---------------|------------------|-------------------------|
| 2008-2009 | 60.7 | 61.8 | 61.2 |
| 2009-2010 | 60.9 | 61.7 | 61.2 |
| 2010-2011 | 61.2 | 61.6 | 60.9 |
| 2011-2012 | 61.0 | 61.6 | 60.9 |
| 2012-2013 | 60.2 | 61.9 | 60.9 |
| 2013-2014 | 61.2 | 61.8 | 60.7 |
| 2014-2015 | 61.3 | 62.0 | 61.4 |
| 2015-2016 | 61.0 | 62.1 | 61.4 |
| 2016-2017 | 60.8 | 63.1 | 61.8 |
| 2017-2018 | 60.6 | 62.9 | 61.2 |
| Institutional Mean | 60.6 | | |
| National Mean | 60.1 | | |
| Standard Deviation | 4.5 | | |
| Achievement Target | 56.0 | | |



Scores for "(All)" group consist of students taking the CAAP during the academic year listed
 Scores for "(Cohort)" consist of students that began their education at the university as beginning freshmen six years ago

Scores for "(Degree Earned)" earned consists of students that earned a baccalaureate degree at the university during the academic year listed

Institutional mean is weighted average from 2003-present

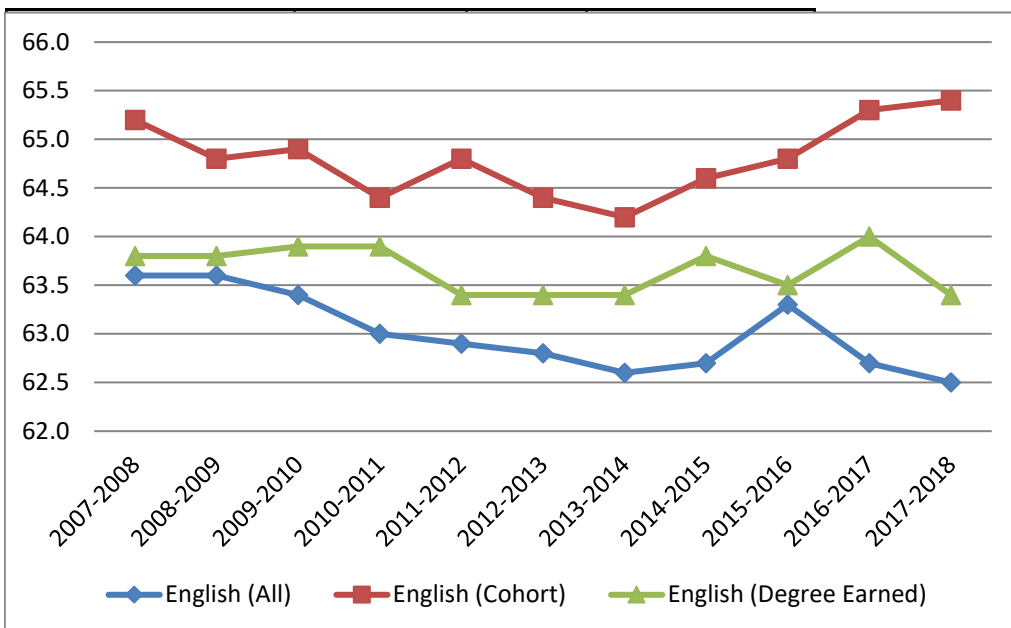
National Norm is determined using scores of sophomores, juniors, and seniors taking CAAP in the sample period determined by ACT

Score Maximum: 80

Source: Planning and Assessment Support

English/Mechanics CAAP Scores

| | English (All) | English (Cohort) | English (Degree Earned) |
|---------------------------|---------------|------------------|-------------------------|
| 2007-2008 | 63.6 | 65.2 | 63.8 |
| 2008-2009 | 63.6 | 64.8 | 63.8 |
| 2009-2010 | 63.4 | 64.9 | 63.9 |
| 2010-2011 | 63.0 | 64.4 | 63.9 |
| 2011-2012 | 62.9 | 64.8 | 63.4 |
| 2012-2013 | 62.8 | 64.4 | 63.4 |
| 2013-2014 | 62.6 | 64.2 | 63.4 |
| 2014-2015 | 62.7 | 64.6 | 63.8 |
| 2015-2016 | 63.3 | 64.8 | 63.5 |
| 2016-2017 | 62.7 | 65.3 | 64.0 |
| 2017-2018 | 62.5 | 65.4 | 63.4 |
| Institutional Mean | 62.8 | | |
| National Mean | 61.9 | | |
| Standard Deviation | 5.1 | | |
| Achievement Target | 59.0 | | |



Scores for "(All)" group consist of students taking the CAAP during the academic year listed
 Scores for "(Cohort)" consist of students that began their education at the university as beginning freshmen six years ago

Scores for "(Degree Earned)" earned consists of students that earned a baccalaureate degree at the university during the academic year listed

Institutional mean is weighted average from 2003-present

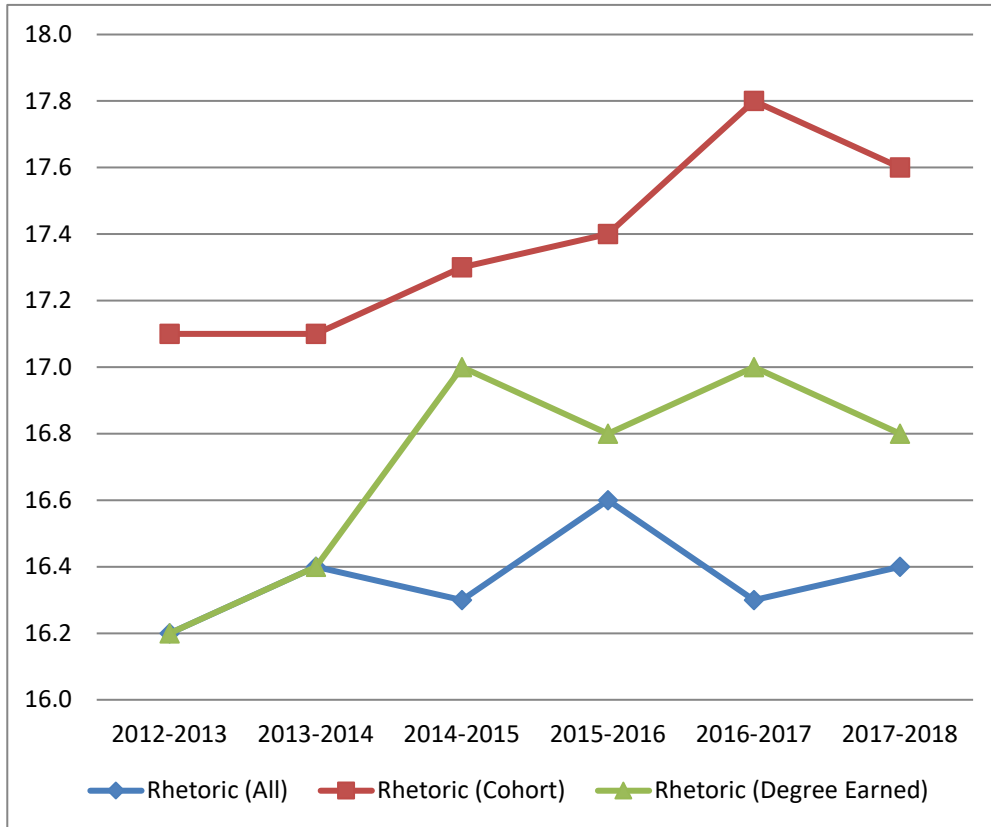
National Norm is determined using scores of sophomores, juniors, and seniors taking CAAP in the sample period determined by ACT

Score Maximum: 80

Source: Planning and Assessment Support

Rhetoric CAAP Scores

| | Rhetoric (All) | Rhetoric (Cohort) | Rhetoric (Degree Earned) |
|---------------------------|----------------|-------------------|--------------------------|
| 2012-2013 | 16.2 | 17.1 | 16.2 |
| 2013-2014 | 16.4 | 17.1 | 16.4 |
| 2014-2015 | 16.3 | 17.3 | 17.0 |
| 2015-2016 | 16.6 | 17.4 | 16.8 |
| 2016-2017 | 16.3 | 17.8 | 17.0 |
| 2017-2018 | 16.4 | 17.6 | 16.8 |
| Institutional Mean | 16.4 | | |
| National Norm | 16.0 | | |
| Standard Deviation | 2.6 | | |



Scores for "(All)" group consist of students taking the CAAP during the academic year
 Scores for "(Cohort)" consist of students that began their education at the university as beginning freshmen six years ago

Scores for "(Degree Earned)" earned consists of students that earned a baccalaureate degree at the university during the academic year listed

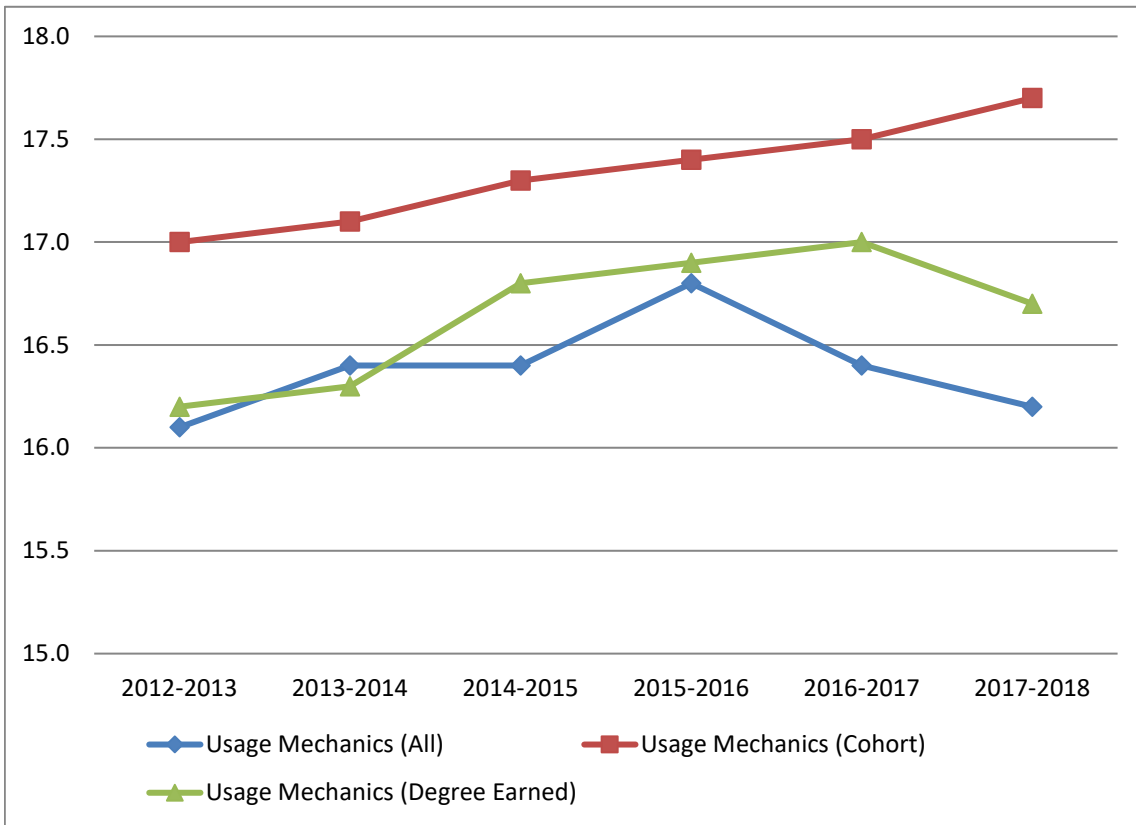
National Norm is determined using scores of sophomores, juniors, and seniors taking CAAP in the sample period determined by ACT

Score Maximum: 25

Source: Planning and Assessment Support

English Usage Mechanics CAAP Scores

| | Usage Mechanics (All) | Usage Mechanics (Cohort) | Usage Mechanics (Degree Earned) |
|--------------------|-----------------------|--------------------------|---------------------------------|
| 2012-2013 | 16.1 | 17.0 | 16.2 |
| 2013-2014 | 16.4 | 17.1 | 16.3 |
| 2014-2015 | 16.4 | 17.3 | 16.8 |
| 2015-2016 | 16.8 | 17.4 | 16.9 |
| 2016-2017 | 16.4 | 17.5 | 17.0 |
| 2017-2018 | 16.2 | 17.7 | 16.7 |
| Institutional Mean | 16.4 | | |
| National Norm | 16.0 | | |
| Standard Deviation | 2.5 | | |



Scores for "(All)" group consist of students taking the CAAP during the academic year listed
 Scores for "(Cohort)" consist of students that began their education at the university as beginning freshmen six years ago

Scores for "(Degree Earned)" earned consists of students that earned a baccalaureate degree at the university during the academic year listed

National Norm is determined using scores of sophomores, juniors, and seniors taking CAAP in the sample period determined by ACT

Score Maximum: 25

Source: Planning and Assessment Support